
















Table of Contents

The icon  indicates that this exercise is demonstrated in the Instructional Video Clips on the NVC Toolkit web site.



Acknowledgements	1
Introduction	3
Accessing the Online Toolkit Materials	9
List of 9 General Learning Aids	10
List of 12 Specific Learning Aids	15
List of 21 Instructional Video Clips	17
List of 33 Handouts (for individual exercises)	18
Key Concept 1: Intention	23
1.1 Awareness Exercise: Cultivating Awareness of Intention.....	25
1.2 Activity: Grounding Our Intention to Connect.....	27
1.3 Activity: What’s My Intention?	31
1.3 Individual Handout: What’s My Intention?	
Key Concept 2: Attention	39
2.1 Awareness Exercise: Directing Our Attention	41
 2.2 Awareness Exercise: Awareness Without Agenda	45
 2.3 Activity: Choosing Where to Place Our Attention.....	49
2.3 Specific Learning Aid: Accordion-Pleated Handout (Sample)	
Key Concept 3: Communication that Blocks Connection	59
3.1 Awareness Exercise: The Impact of Judgmental Thinking	61
 3.2 Activity: Cover-Up	65
3.2 Individual Handout: Cover-Up	
3.3 Activity: Tuning in to the Four D’s.....	73
3.3 Individual Handout: Tuning in to the Four D’s	

Key Concept 4: Four Choices in Receiving a Difficult Message	83
4.1 Awareness Exercise: Awareness of Our Choices	85
 4.2 Activity: Experiencing the Four Choices	89
4.2A Group Handout: Difficult-to-Hear Messages — Prison	
4.2B Group Handout: Difficult-to-Hear Messages — General Community	
 4.3 Activity: Choosing How We Hear and Respond	97
 Key Concept 5: Observation	 103
5.1 Awareness Exercise: Simply Observing	105
5.2 Activity: Walking Between Observation and Evaluation	107
5.3 Activity: Pop-Up — Distinguishing Observation from Evaluation	111
5.4 Activity: Using Images to State Observations.....	115
 Key Concept 6: Feeling	 119
6.1 Awareness Exercise: Feeling Our Feelings	121
6.2 Activity: Expensive Emotions	123
6.2 Individual Handout: Expensive Emotions Worksheet	
6.3 Activity: Naming Similar Feelings	129
 6.4 Activity: Sculpting Feelings.....	133
6.5 Activity: Honing Our Vocabulary of Feeling-Words	137
6.5 Individual Handout: Words which Express Thoughts Instead of Feelings	
6.6 Activity: Connecting Feelings with Events	145
6.7 Activity: Using Images to Connect with Feelings	147
 Key Concept 7: Need	 153
7.1 Awareness Exercise: Appreciating Needs	155
7.2 Activity: Needs Game	157
7.2 Individual Handout: Phrases to Express “I Need...”	
7.3 Activity: What’s My Need Here?	163
7.4 Activity: Using Images to Identify Needs	167

Key Concept 8: Request	173
8.1 Awareness Exercise: Making Requests Grounded in Needs	175
 8.2 Activity: Six Stepstones for Making Requests.....	177
8.2A Individual Handout: Six Stepstones for Making Requests	
8.2B Individual Handout: List of Scenarios — Prison	
8.2C Individual Handout: List of Scenarios — General Community	
 8.3 Activity: Making Requests in a Group	191
8.3 Specific Learning Aid: Set of Eight Scenario Cards (Sample)	
8.4 Activity: The Request Behind a Statement	199
8.5 Activity: What Keeps Us from Making a Request?	203
8.5 Individual Handout: What Keeps Me from Making a Request?	
 Key Concept 9: Connecting with Self	 211
9.1 Awareness Exercise: Self-Empathy	213
9.1 Individual Handout: Self-Empathy Meditation	
9.2 Awareness Exercise: Resolving Inner Conflict	225
9.3 Activity: Freeing Ourselves of Self-Violence	227
9.3 Individual Handout: Freeing Myself of Self-Violence	
9.4 Activity: Freeing Ourselves of Self-Demands	233
9.4 Individual Handout: Freeing Myself of Self-Demands	
 9.5 Activity: I see, I think, I feel, I sense, I value	241
9.5 Group Handout: Cue Sheet — “I see, I think ...”	
 Key Concept 10: Honesty	 249
10.1 Awareness Exercise: Honesty with Ourselves.....	251
 10.2 Activity: Building Blocks of Honesty	255
10.3 Activity: Feedback to Feed Growth.....	261
10.4 Activity: Components Practice	267
 Key Concept 11: Empathy	 273
11.1 Awareness Exercise: Living in the Flow of Giving and Receiving	275

	11.2	Activity: Reflecting Back Empathically	277
	11.3	Activity: Practicing Empathy as Connecting Presence	283
	11.4	Activity: Empathy Poker	291
	11.4	Group Handout: Empathy Poker Dealer Instructions	
	11.5	Activity: Empathy Mill	295

Key Concept 12: The NVC Dance 303




	12.1	Awareness Exercise: Visualizing the Three Steps	305
	12.2	Activity: Dancing Fingers.....	309
	12.3	Activity: Cha-Cha-Cha	323



Key Concept 13: Making Life Choiceful 333

	13.1	Awareness Exercise: Beyond Rebellion and Submission	335
	13.2	Activity: Power Against vs. Power With	339
	13.2	Individual Handout: Power Against vs. Power With	
	13.3	Activity: Practicing Freedom and Choice.....	349
	13.3A	Individual Handout: Cultivating Our Power to Choose	
	13.3B	Group Handout: Cards Life Has Dealt Us — Prison	
	13.3C	Group Handout: Cards Life Has Dealt Us — General Community	

Key Concept 14: Expressing and Receiving a “No” 363

	14.1	Awareness Exercise: Expressing “No”	365
	14.2	Activity: Three Ways to Hear a “No”.....	369
	14.2A	Group Handout: List of “No” Messages — Prison	
	14.2B	Group Handout: List of “No” Messages — General Community	
	14.3	Activity: Expressing “No”.....	377
	14.3A	Group Handout: Situations for Expressing “No” — Prison	
	14.3B	Group Handout: Situations for Expressing “No” — General Community	
	14.3C	Group Handout: Expressing “No”: Instructions for Pair Practice	

Key Concept 15: Appreciation and Celebration	389
15.1 Awareness Exercise: Celebrating Our Joy	391
15.2 Awareness Exercise: Self-Appreciation	393
 15.3 Activity: Giving Someone an Appreciation	397
15.4 Activity: What Keeps Us from Expressing Our Appreciation?	403
15.4 Individual Handout: What Keeps Me from Expressing My Appreciation?	
15.5 Activity: A Secret Eye for Appreciation	409
15.6 Activity: Receiving Appreciation.....	413
 Key Concept 16: Anger	 419
16.1 Awareness Exercise: Cherishing the Need Behind Our Anger ..	421
16.2 Activity: Stimulus or Cause?.....	425
16.2A Group Handout: Anger — Stimulus or Cause? — Prison	
16.2B Group Handout: Anger — Stimulus or Cause? — General Community	
16.3 Activity: SSSTOP	433
16.3 Individual Handout: SSSTOP	
 16.4 Activity: Powergrounding	441
 16.5 Activity: Anger Poker	449
16.5 Group Handout: Anger Poker Dealer Instructions	
 Key Concept 17: Mourning and Forgiveness	 457
17.1 Awareness Exercise: Mourning and Forgiveness	459
17.2 Activity: Healing a Childhood Memory	465
17.2 Group Handout: Healing the Inner Child — Guidelines for Roleplay	
17.3 Activity: Oops	473
17.3 Individual Handout: Mourning — Healing the Past	
 Key Concept 18: Resolving Conflicts	 481
18.1 Awareness Exercise: Resolving Conflict	483

	18.2 Activity: Destroying Enemies by Breathing “EH?”	487
	18.3 Activity: Conflict Line-Up	493
	18.4 Activity: Disarming Epithets	499
	18.5 Activity: Stepping into Another’s Shoes	503

Appendixes

Cross References — Toolkit Exercises and Marshall Rosenberg Book	507
About the Center for Nonviolent Communication	508
About Freedom Project	508
About Freedom Project Canada	508
About the Toolkit Creators	509